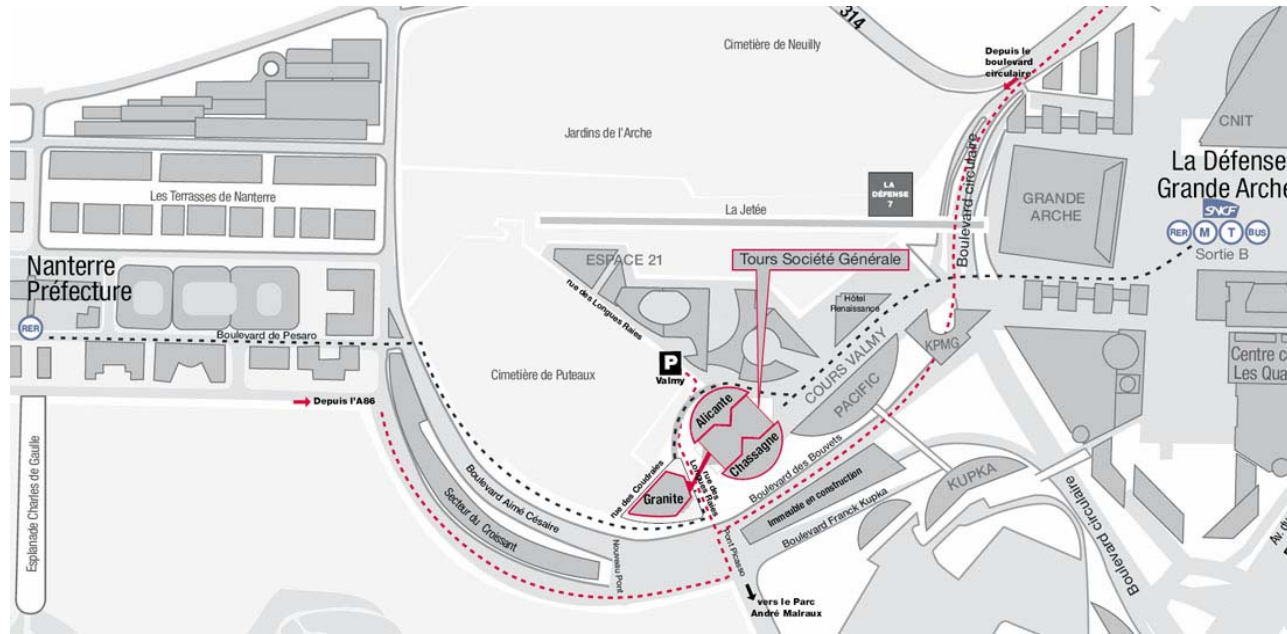
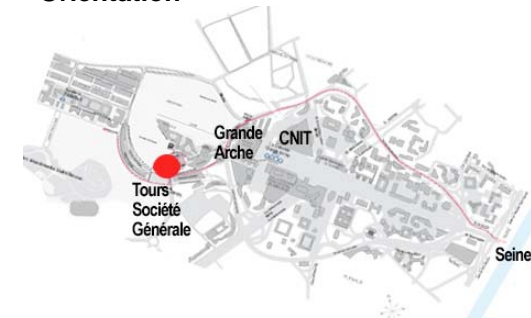


Access map to Société Générale Towers - Alicante, Chassagne and Granite






Physical address : 17 cours Valmy - Paris La Défense 7 – main access via Alicante and Chassagne Towers



Orientation



Key

-  Station de Métro
Underground Station
-  Station de RER
RER Station
-  Parking
Car park
-  Accès piétons
By foot
-  Accès voiture
By car

By public transports :

You can commute by metro, RER, tramway, bus or SNCF.

From the La Défense-Grande Arche Station : Take the exit B –Dôme. Follow the Grande Arche by the left, then turn left to face the Société Générale Towers.

The main access to the Granite Tower is via the Agora from the Alicante et Chassagne Tower, taking the indoor footbridge.

From the Nanterre-Préfecture Station : Exit “Rue des Trois Fontanots”. Take the footpath following the direction of the Grande Arche. At the crossover, turn right and get onto the boulevard Aimé Césaire which go down to the left. Walk past the Puteaux cemetery and turn second left on Rue des Longues Raies.

To get into the Alicante and Chassagne Towers, take the outdoor footbridge.

By car :

From the ring road : after La Défense exit 6, get into the left hand lane, then take La Défense 7 exit.

From the A 86 : take the exit 1, then get onto the D914, following the direction “Nanterre Parc”, then “La Défense-Paris”. Turn right onto Boulevard Pesaro leaving Paris-La Défense “autres secteurs” on your left, then follow the signs for Valmy-Kupka, turn left at the traffic lights and cross Picasso Bridge, which will bring you into rue des Longues Raies.

From the A14 : at the exit of the tunnel, at the traffic lights, take the exit La Défense 7 to get onto the ring road.
You can use the Valmy car park.

By taxi :

same direction as by car and follow the signs “Livraisons Taxis”, “Valmy Kupka” then, “Taxi Valmy”